

DPS 650/660/680 ETD-He Chargers

Description:

The **DPS 650 Single Port Charger** includes everything you need to charge your **DPS 2020-He ETDs** or any other model air powered ETD. The **DPS 650 Single Port Charger** is the most affordable way to charge your ETDs. The total length of this product is 11'.

The **DPS 660 Car Charger** has a cable length of 8.6'.

The **DPS 680 4-Port Charger** allows you to charge up to 4 **DPS 2020-He ETDs** or Wabtec NG-ATX's. It includes a sturdy chassis and four 10' cables.

The **DPS 610 Battery Charger Tester** is compatible with all manufacturers chargers as long as they are 6-pin (Some models have a larger plug). DPS recommends testing all chargers occasionally for shorts in the wiring, particularly older ones as this can do damage to the Main PCB. See the next page for more information on the **DPS 610 Battery Charger Tester**.



**DPS 650
Single Port Charger**

\$185.00

**DPS 660
Wall Charger**

\$150.00

**DPS 680
4-Port Charger**

\$790.00



406.319.6122

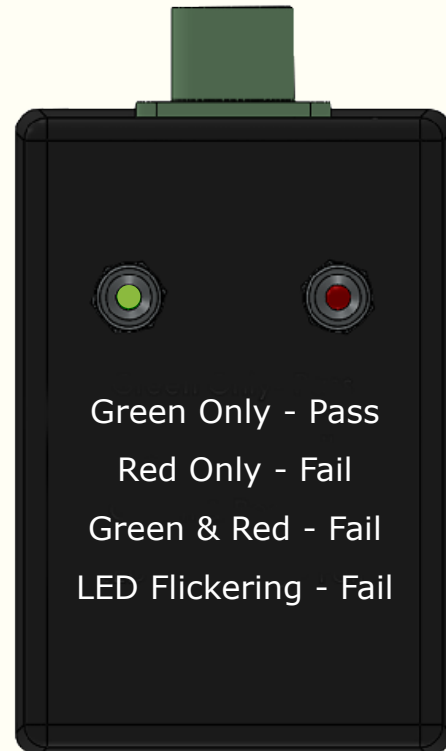
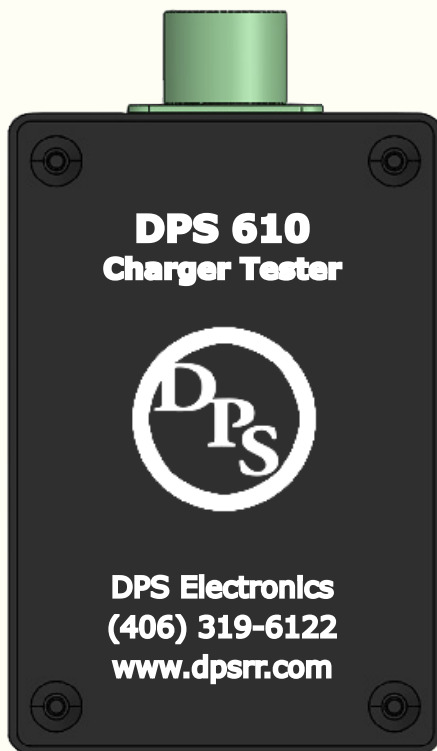
dpsrr.com

DPS 610 Battery Charger Tester

\$150.00/Unit

Description:

The **DPS 610 Battery Charger Tester** provides the user with a Go-No Go test for any ETD charger with a 6 pin connector. This device ensures the chargers are working properly. Improperly wired or physically damaged charging cables can cause component level damage to the main PCB and/or radio.



**6 Pin Connector
on a Charger**



406.319.6122

Striving for a better way


dpsrr.com

DPS 680 4-Port Charger Replacement Cable including Pin-out Drawing

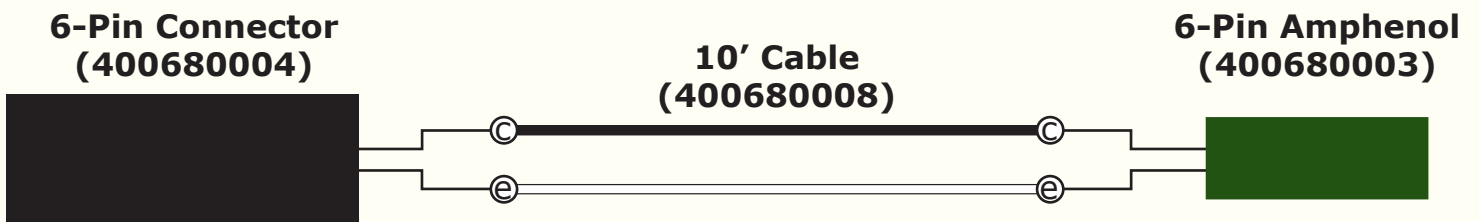


10 ft.
Cable

\$91.00 each



DPS 680
Charger Cable
(DPS Part #500680002)



DPS 680 Charger Cable Pin-out



406.319.6122

Striving for a better way

dpsrr.com